

VETERINARY PRODUCTS GUIDE

Products for all size animals, big or small



DETECTO®

VET75 | Small-Size Animal Scale

Portable tabletop scale with animal graphics keypad



DETECTO VET75
Veterinary Scale

- 75 lb / 704 oz / 35 kg capacity with .02 lb / .5 oz / .01 kg divisions
- One-piece platform, base, and indicator all-in-one
- Designed for smaller pets with a sturdy and easy-to-clean weighing platform
- Programmable Auto-Shutoff turns off scale when not in use to conserve batteries (adjustable up to 5 minutes)
- Constructed of durable high-impact plastic
- HOLD function allows the animal's weight to be retained after leaving the platform
- Weighs in lb, kg, oz, lb/oz
- TARE function can remove the weight of a container (basket, box, or crate) used to contain small animals while weighing



Memory key to recall the last stored weight or update the weight



Low-profile platform only 2 in / 5 cm H that pets readily accept stepping onto



Powered by 9V battery (not included) or AC adapter (not included)



1 in / 25 mm high bold LCD display integrated into scale as one piece


Capacity	75 lb x 0.02 lb / 704 oz x 0.5 oz / 35 kg x 0.01 kg
Platform Size	20 in L x 14 in W x 2 in H / 50 cm L x 35 cm W x 5 cm H
Weight Display	1.0-inch (25 mm) LCD with (4) 1/2-inch active digits
Weight Units	lb, kg, oz, lb/oz
Power	9V battery (not included) or a 120 to 230V AC 9V DC 300 mA wall plug-in UL/CUL listed AC power adapter (not included)
Tare	100% of scale capacity
Keys	TARE, ON / OFF, KG / LB, MEMORY
Operating Environment	Temperature Range: 41 to 95°F (+5 to +35°C)
Humidity	35% ~ 90% RH
Net Weight	4.4 lb / 2 kg
Shipping Weight	5 lb / 2.2 kg

Medium-to-Large Animal Scale | VET550

Stainless steel portable floor scale

The 7.0 ft (2.1 m) cable from the scale base to the display allows for the placement of the weight display wherever it is easiest to operate the keypad and read the weight.

Raised lip platform edges contain liquids, so they don't run over the edges of the platform.



DETECTO VET550 Veterinary Scale

- 550 lb / 250 kg capacity with 0.2 lb / 0.1 kg divisions
- Stainless steel platform for durability and easy wipe-down cleaning
- May be used for mobile or stationary veterinary practices and zoo keepers
- Scale can be powered by included AC power adapter or 4 AA batteries (not included)
- Programmable Auto-Shutoff turns off scale when not in use to conserve batteries (adjustable up to 5 minutes)
- HOLD key allows the animal's weight to be retained after leaving the platform
- Leveling feet allow you to ensure the scale is sitting level on the floor



Included with wall-mount display bracket and mounting hardware



Large stainless steel 36 in L x 22 in W / 90 cm L x 56 cm W platform with remote indicator



Built-in wheels and integral guide handle for easy transportation of scale to a new location




USB port for weight data transmission to an electronic medical records system

Capacity	550 lb x 0.2 lb / 250 kg x 0.1 kg
Platform Size	36 in L x 22 in W x 2 in H / 90 cm L x 56 cm W x 51 cm H
Display Size	6.8 in L x 1.6 in D x 3.2 in H / 17 cm L x 4 cm D x 8 cm in H
Weight Display	5-digit with decimal, 7-segment, 1 in / 25 mm high LCD
Power	120 to 230V AC 15V DC 300 mA wall plug-in UL/CUL listed AC power adapter or 4 AA alkaline batteries (not included)
Construction	Stainless steel
Tare	100% of scale capacity
Keys	HOLD, UNIT, ON / OFF, TARE
Operating Environment	Temperature Range: 41 to 95°F (+5 to +35°C)
Humidity	35% ~ 90% RH
Net Weight	40 lb / 18 kg
Shipping Weight	50 lb / 23 kg

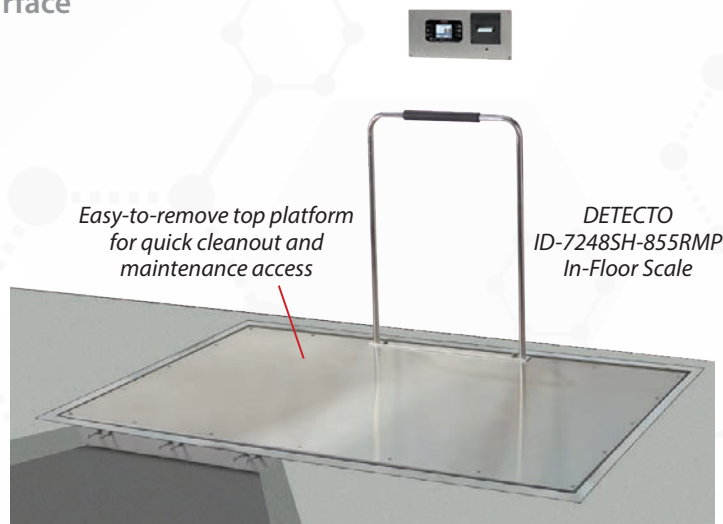
ID SERIES | In-Floor Scales

Stainless steel durability installed level with floor surface



DETECTO
ID-4836S-855RMP
In-Floor Scale

- 1,000 lb x 0.2 lb / 450 kg x 0.1 kg capacity
- Excellent accessibility since the scale is installed flush level with the floor surface
- Multi-color touchscreen display
- Bold 0.9 in / 22 mm high LCD weight readouts



DETECTO
ID-7248SH-855RMP
In-Floor Scale

- Stainless steel anti-corrosion weighing platform protects against animal fluids
- Available with or without handrail and with or without printer
- Recessed wall-mount indicator (and printer)
- 110V – 240V AC universal switching power supply (included)

Model	Platform Size	Handrail	Printer	Shipping Weight
ID-3632S-855RM	36" x 32" / 91 x 81 cm			255 lb / 115 kg
ID-3632SH-855RM	36" x 32" / 91 x 81 cm	●		265 lb / 120 kg
ID-3632S-855RMP	36" x 32" / 91 x 81 cm		●	311 lb / 141 kg
ID-3632SH-855RMP	32" x 32" / 122 x 81 cm	●	●	321 lb / 146 kg
ID-3636S-855RM	36" x 36" / 91 x 91 cm			388 lb / 176 kg
ID-3636SH-855RM	36" x 36" / 91 x 91 cm	●		398 lb / 181 kg
ID-3636S-855RMP	36" x 36" / 91 x 91 cm		●	255 lb / 115 kg
ID-3636SH-855RMP	36" x 36" / 91 x 91 cm	●	●	265 lb / 120 kg
ID-4836S-855RM	48" x 36" / 122 x 91 cm			311 lb / 141 kg
ID-4836SH-855RM	48" x 36" / 122 x 91 cm	●		321 lb / 146 kg
ID-4836S-855RMP	48" x 36" / 122 x 91 cm		●	311 lb / 141 kg
ID-4836SH-855RMP	48" x 36" / 122 x 91 cm	●	●	321 lb / 146 kg
ID-4848S-855RM	48" x 48" / 122 x 122 cm			388 lb / 176 kg
ID-4848SH-855RM	48" x 48" / 122 x 122 cm	●		398 lb / 181 kg
ID-4848S-855RMP	48" x 48" / 122 x 122 cm		●	388 lb / 176 kg
ID-4848SH-855RMP	48" x 48" / 122 x 122 cm	●	●	398 lb / 181 kg
ID-7236S-855RM	72" x 36" / 183 x 91 cm			450 lb / 204 kg
ID-7236SH-855RM	72" x 36" / 183 x 91 cm	●		450 lb / 204 kg
ID-7236S-855RMP	72" x 36" / 183 x 91 cm		●	450 lb / 204 kg
ID-7236SH-855RMP	72" x 36" / 183 x 91 cm	●	●	450 lb / 204 kg
ID-7248S-855RM	72" x 48" / 183 x 122 cm			512 lb / 232 kg
ID-7248SH-855RM	72" x 48" / 183 x 122 cm	●		512 lb / 232 kg
ID-7248S-855RMP	72" x 48" / 183 x 122 cm		●	512 lb / 232 kg
ID-7248SH-855RMP	72" x 48" / 183 x 122 cm	●	●	512 lb / 232 kg
ID-9048S-855RM	90" x 48" / 229 x 122 cm			750 lb / 340 kg
ID-9048SH-855RM	90" x 48" / 229 x 122 cm	●		750 lb / 340 kg
ID-9048S-855RMP	90" x 48" / 229 x 122 cm		●	750 lb / 340 kg
ID-9048SH-855RMP	90" x 48" / 229 x 122 cm	●	●	750 lb / 340 kg


Single Animal Livestock Scale | SLS

Available with or without livestock pen and dual slide-out gates

*Cardinal 53096-SLS
Livestock Scale with
Cattle Pen*



*Cardinal 53096-SLS-D
Livestock Scale*



- 2,500 lb x 0.5 lb and 5,000 lb x 1 lb models available
- Platform sizes ranging from 30 in x 96 in up to 48 in x 120 in
- Available in livestock pen & gate models and deck-only models
- Heavy-duty, 5/8-inch-thick rubber mat for sure footing and noise reduction (included)
- Exterior latch inaccessible to livestock for safety

- All-welded cage for strength and stability
- Anti-corrosion, baked-on polyester powder paint
- Deck only models are ideal for horse weighing or versatile integration into pre-existing chutes and pens
- Multiple Cardinal Scale indicators to choose from with a variety of features

Models without Livestock Pen	Capacity / Division	Width (in)	Length (in)
2.53096-SLS-D	2,500 lb x 0.5 lb	30	96
2.53696-SLS-D	2,500 lb x 0.5 lb	36	96
2.536120-SLS-D	2,500 lb x 0.5 lb	36	120
2.54896-SLS-D	2,500 lb x 0.5 lb	48	96
2.548120-SLS-D	2,500 lb x 0.5 lb	48	120
53096-SLS-D	5,000 lb x 1 lb	30	96
53696-SLS-D	5,000 lb x 1 lb	36	96
536120-SLS-D	5,000 lb x 1 lb	36	120
54896-SLS-D	5,000 lb x 1 lb	48	96
548120-SLS-D	5,000 lb x 1 lb	48	120

Models with Livestock Pen	Capacity / Division	Width (in)	Length (in)
2.53096-SLS	2,500 lb x 0.5 lb	30	96
2.53696-SLS	2,500 lb x 0.5 lb	36	96
2.536120-SLS	2,500 lb x 0.5 lb	36	120
2.54896-SLS	2,500 lb x 0.5 lb	48	96
2.548120-SLS	2,500 lb x 0.5 lb	48	120
53096-SLS	5,000 lb x 1 lb	30	96
53696-SLS	5,000 lb x 1 lb	36	96
536120-SLS	5,000 lb x 1 lb	36	120
54896-SLS	5,000 lb x 1 lb	48	96
548120-SLS	5,000 lb x 1 lb	48	120

Digital Weight Indicator	Description	Width (in)	Height (in)
190LS	190DC indicator with BP190	9.4	6.4

LSM | Weight Wrangler Mobile Livestock Scales

Can be pulled behind 3/4 ton or larger truck



*Cardinal LSM1513
mobile livestock scale*

- Available in single or tandem axles
- 15,000 lb x 5 lb and 20,000 lb x 5 lb capacities
- 13' L x 7'4" W and 18'5" L x 8'2" W platform sizes
- High-quality X-lug composite flooring for livestock stability and assurance
- Can be used on any firm surface with up to 5% grade



*Cardinal LSM2018
mobile livestock scale*

- Scale arrives fully assembled and ready for weighing use
- Mobile weighing center includes weight indicator, ticket printer and USB port for data storage
- Tail lights and reflectors included
- 12-volt battery pack included (recharged by towing vehicle)
- Optional solar panels are available

LSP | Weight Wrangler Portable Livestock Scales

Self-contained portable frame design



*Cardinal LSP2018
portable livestock scale*

- Cattle pens and dual swing gates included
- 15,000 lb x 5 lb and 20,000 lb x 5 lb capacities
- 13' L x 7'4" W and 18'5" L x 8'2" W platform sizes
- High-quality X-lug composite flooring for livestock stability and assurance
- Can be used on any firm surface with up to a 5% grade

- Scale arrives fully assembled and ready for weighing use
- Mobile weighing center includes weight indicator, ticket printer and USB port for data storage
- Tail lights and reflectors included
- Battery box available on some models
- Optional solar panels are available

Rescue Medical Carts | RC

Quality steel mobile storage for veterinary supplies

RESCUE
medical carts



DETECTO
RC33669WHT
Medical Cart



Optional accessories
available such as
CARCDS3 drawer
dividers shown here

- Available in 5- or 6-drawer models
- Four colors available: red, blue, yellow, and white
- ABS countertop is easy to clean
- Quality steel cart body construction

- Push handle with user-friendly design
- 5-in diameter wheels with 2 parking locks and 1 steering lock
- Keyed or EMG breakaway lock secures all drawers
- Powder coat paint for durability

Glove Box Holders | GH

Powder-coat painted mild steel or stainless steel glove box holders



DETECTO GH2SS stainless steel
glove box holder



- Conserve counter space and mount on wall
- Open design allows you to see size and type of gloves being dispensed
- Accommodates most glove box sizes

- Available in 1, 2, and 3 glove box sizes (GH1 / GH2 / GH3)
- Models in either white powder-painted mild steel or stainless steel
- Installs in seconds

DETECTO

Step-On Can Metal Waste Receptacles

Stainless steel or baked epoxy finish steel models available



DETECTO Step-On Can Waste Receptacles



Strong enough you can actually stand on them



Ideal for veterinary practice waste disposal

- Available in 5 sizes ranging from 4 gallon / 16 quart up to 25 gallon / 100 quart
- Named for their rugged toughness, you can literally stand on them
- 3 Finishes: available in white (shown above) or red baked epoxy steel or stainless steel

- Heavy-duty foot pedal and linkage for no-touch waste disposal
- Self-closing lid for sanitation
- Internal trash bag-securing hinges

Waste Mates Plastic Waste Receptacles

Self-contained portable frame design



DETECTO Waste Mate Plastic Waste Receptacles

- Available in sizes ranging from 8 gallon / 30 liters up to 24 gallon / 91 liters
- Available in red or beige plastic
- High-grade plastic resists rust, scratches, and denting
- Convenient size and shape for tight spaces



Cleanly and quickly secure trash bags to the rim of the container



Quick no-touch waste disposal

- Slim 12.8 in / 32.4 cm or 15.5 in / 39.3 cm profile
- Reinforced rim helps maintain the container's structural integrity
- FM approval for safety
- USA made (of American and global components)
- Foot pedal flips open lid for no-touch usage
- Internal clamps for securing trash bags
- Soft-close lids gently lower back into closed position
- Upper lips are ergonomically designed for comfort and ease of transport

DETECTO®

DETECTO | 102 East Daugherty St.
Webb City, MO 64870 | (800) 641-2008
detecto@cardet.com | www.Detecto.com

SOLD BY